



PART 2

hardware kits



Woodworkers hardware kits make hardware selection simple and economical. All the components required are in a simple kit which is supplied keyed alike for convenience. All kits contain proven high quality hardware specifically engineered for our timber joinery that are bulk packaged to reduce costs.

woodworkers standard door hardware kits



NOTE: HINGES ARE NOT INCLUDED IN STOCK KITS



All butt hinges are ballbearing stainless construction

	silver	gold	black
BUTT HINGES			
item	code per single hinge		
100 x 60	401S	401G	NA
100 x 75	402S	402G	402B
100 x 100	403S	403G	403B
100 x 125	404S	404G	NA
100 x 150	405S	405G	NA
100 x 200	406S	406G	406B
HIRLINE HINGES			
100mm	411S	411G	411B
LIFT OFF HINGES			
100 x 75	421S/R	NA	NA
100 x 75	421S/L	NA	NA



watch our website videos on how to fit our locks



SINGLE ENTRY ROLLER KIT

2. Euro cylinder
10. Roller lock 60mm
12. Escutcheon pair
13. Magnetic stop

SINGLE ENTRY ROLLER KIT - SILVER

4021S KIT DESIGNED TO BE USED WITH PRESENTATION PULL HANDLES

SINGLE ENTRY ROLLER KIT - GOLD

4021G KIT DESIGNED TO BE USED WITH PRESENTATION PULL HANDLES

SINGLE ENTRY ROLLER KIT - BLACK

4021B KIT DESIGNED TO BE USED WITH PRESENTATION PULL HANDLES

DOUBLE ENTRY ROLLER KITS

2. Euro double cylinder
12. Escutcheon pair
13. Magnetic door stop - floor x 2
27. Mortice lock roller rebated
29. Keyed offset flush bolt 190mm x 2

DOUBLE ENTRY ROLLER KIT - SILVER

4022S KIT DESIGNED TO BE USED WITH PRESENTATION PULL HANDLES

DOUBLE ENTRY ROLLER KIT - GOLD

4022G KIT DESIGNED TO BE USED WITH PRESENTATION PULL HANDLES

DOUBLE ENTRY ROLLER KIT - BLACK

4022B KIT DESIGNED TO BE USED WITH PRESENTATION PULL HANDLES

PIVOT DOOR KIT

2. Euro double cylinder
10. Roller lock 60mm
12. Escutcheon pair
13. Magnetic stop
15. Extended strike
16. Deadbolt mortice lock

PIVOT DOOR BOLT KIT - SILVER

4023S KIT DESIGNED TO BE USED WITH PRESENTATION PULL HANDLES

PIVOT DOOR BOLT KIT - GOLD

4023G KIT DESIGNED TO BE USED WITH PRESENTATION PULL HANDLES

PIVOT DOOR BOLT KIT - BLACK

4023B KIT DESIGNED TO BE USED WITH PRESENTATION PULL HANDLES

PIVOT DOOR ROLLER KIT - SILVER

4024S KIT DESIGNED TO BE USED WITH PRESENTATION PULL HANDLES

PIVOT DOOR ROLLER KIT - GOLD

4024G KIT DESIGNED TO BE USED WITH PRESENTATION PULL HANDLES


PIVOT DOOR ROLLER KIT - BLACK

4024B KIT DESIGNED TO BE USED WITH PRESENTATION PULL HANDLES

woodworkers standard door hardware kits

INTERNAL PASSAGE + PRIVACY KIT

INTERNAL PASSAGE + PRIVACY KIT



1. Passage lever handle set
11. Privacy snib & bolt
17. Tube latch

INTERNAL PASSAGE KIT - SILVER



INTERNAL PRIVACY KIT - SILVER



INCLUDES 4003S PASSAGE KIT

INTERNAL PASSAGE KIT - GOLD



INTERNAL PRIVACY KIT - GOLD



INCLUDES 4003G PASSAGE KIT

INTERNAL PASSAGE KIT - BLACK



INTERNAL PRIVACY KIT - BLACK



INCLUDES 4003B PASSAGE KIT


MULTIFOLD 1 WAY KIT

MULTIFOLD 1 WAY KIT



1. Euro lever handle set
2. Euro double cylinder
6. Mortice lock 48cc
9. Extended strike
14. Magnetic door stop - Wall


1 WAY KIT - SILVER



1 WAY KIT - GOLD




1 WAY KIT - BLACK



SINGLE ENTRY LEVER KIT

SINGLE ENTRY LEVER KIT




1. Euro lever handle set
2. Euro cylinder
6. Mortice lock 48cc
13. Magnetic stop

SINGLE ENTRY LEVER KIT - SILVER



SINGLE ENTRY LEVER KIT - GOLD




SINGLE ENTRY LEVER KIT - BLACK



MULTIFOLD REBATED KIT

MULTIFOLD REBATED KIT



1. Euro lever handle set
2. Euro double cylinder
14. Magnetic door stop x 2 - Wall
28. Mortice lock rebated 48cc

REBATED KIT - SILVER



REBATED KIT - GOLD



REBATED KIT - BLACK



FRENCH DOOR / DOUBLE ENTRY LEVER KIT

FRENCH DOOR + DOUBLE ENTRY LEVER KIT



1. Euro lever handle set
2. Euro double cylinder C4 65mm
3. Keyed flush bolt 190mm
4. Non-keyed flush bolt 190mm
5. Silent pattern cabin hook 150mm x 2
13. Magnetic door stop - floor x 2
28. Mortice lock rebated 48cc
29. Keyed offset flush bolt 190mm x 2

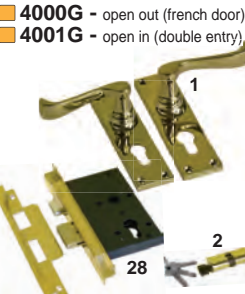
FRENCH DOOR / DOUBLE ENTRY LEVER KIT - SILVER



incl. with above in French Door Kit 4000S

incl. with above in Double Entry Kit 4001S


FRENCH DOOR / DOUBLE ENTRY LEVER KIT - GOLD



incl. with above in French Door Kit 4000G

incl. with above in Double Entry Kit 4001G

FRENCH DOOR / DOUBLE ENTRY LEVER KIT - BLACK

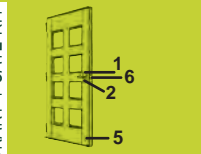


incl. with above in French Door Kit 4000B

incl. with above in Double Entry Kit 4001B


VERANDAH GATE SINGLE

CONTEMPORARY 1 GATE KIT




1. Euro lever handle set
2. Euro double cylinder
5. Silent pattern cabin hook 150mm
6. Mortice lock


SINGLE KIT - SILVER



SINGLE KIT - GOLD



SINGLE KIT - BLACK




VERANDAH GATE PAIR

CONTEMPORARY 2 GATE KIT




1. Euro lever handle set
2. Euro double cylinder
5. Silent pattern cabin hook x 2
23. Panic bolt
28. Mortice lock rebated 48cc


DOUBLE KIT - SILVER



DOUBLE KIT - GOLD



DOUBLE KIT - BLACK



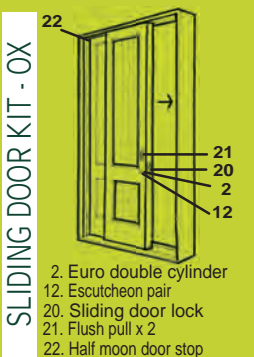
door hardware kits

woodworkers door hardware kits


entry kit

door hardware kits


SLIDING DOOR KIT - OX



SLIDING DOOR KIT - OX - SILVER



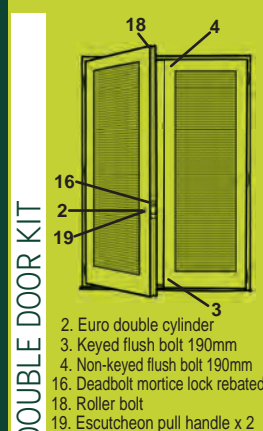
SLIDING DOOR KIT - OX - GOLD



SLIDING DOOR KIT - OX - BLACK




SECURITY DOUBLE DOOR KIT



SECURITY DOUBLE DOOR KIT - SILVER



SECURITY DOUBLE DOOR KIT - GOLD




SECURITY DOUBLE DOOR KIT - BLACK



SLIDING REBATED DOORS OXOX



SLIDING REBATED DOORS OXOX - SILVER



SLIDING REBATED DOORS OXOX - GOLD



SLIDING REBATED DOORS OXOX - BLACK



SECURITY DOUBLE DOOR KIT

get a 33% discount on morticing locks + flush bolts when you buy our Kits



TRADITIONAL VERANDAH GATE

SINGLE KIT - POLISHED BRASS



SINGLE KIT - POLISHED BRASS/BLACK



SINGLE KIT - BLACK



TRADITIONAL VERANDAH GATE

DOUBLE KIT - POLISHED BRASS



DOUBLE KIT - POLISHED BRASS/BLACK



DOUBLE KIT - BLACK




SECURITY SINGLE DOOR KIT



SECURITY SINGLE DOOR KIT - SILVER



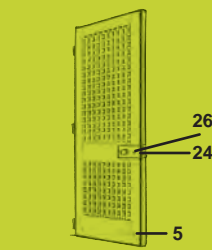
SECURITY SINGLE DOOR KIT - GOLD



SECURITY SINGLE DOOR KIT - BLACK

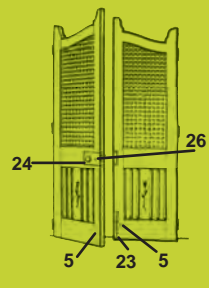


VERANDAH GATE - SINGLE KIT



SINGLE KIT

VERANDAH GATE - DOUBLE KIT



DOUBLE KIT



CHOOSE EITHER 1 PAIR OF HELIO or NEO 600 304 STAINLESS STEEL HANDLES

you'll save a bundle when you buy our bundles



HELIO or NEO
600mm
304 STAINLESS STEEL
HANDLES

Special bundle buys

COLUMN A
ALTERNATIVE HANDLES

PRICE CODE 3

 soho
 tokyo
 nida
 berlin
 berlin

PRICE CODE 2

 cottage on traditional black
 cottage on traditional silver
 cottage on traditional gold

 cottage on rose
 cottage on rose

PRICE CODE 1

 heritage on plate
 cottage on slimline
 cottage on slimline

PIVOT DEADBOLT KIT

43% OFF

TOTAL \$313
usually \$548

PIVOT ROLLER KIT

46% OFF

TOTAL \$346
usually \$641

SINGLE ENTRY ROLLER KIT

43% OFF

TOTAL \$330
usually \$579

DOUBLE ENTRY ROLLER KIT

37% OFF

TOTAL \$532
usually \$840
\$128 for extra pair of helio 600 handles only when buying this deal

INTERNAL PASSAGE + PRIVACY KIT

1. Passage lever handle set
11. Privacy snib & bolt
17. Tube latch

INTERNAL PASSAGE KIT - SILVER

4403S
4403G
4403B

17

INTERNAL PRIVACY KIT - SILVER

4404S
4404G
4404B

11

includes passage kit

SINGLE ENTRY LEVER KIT

1. Euro lever handle set
2. Euro double cylinder
8. Mortice lock
12. Escutcheon pair
13. Magnetic stop floor

4402S
4402G
4402B

8

13

2

12 escutcheons as required for rose options only

FRENCH DOOR / DOUBLE ENTRY LEVER KITS

4 2/29

7 12

13 3/29 5

1. Euro lever handle set
2. Euro double cylinder
3. Keyed flush bolt 190mm
4. Non-keyed flush bolt 190mm
5. Cabin hook 150mm x 2
7. Mortice rebated latch lock
12. Escutcheon pair
13. Magnetic stop floor x 2
29. Keyed offset flush bolt 190mm x 2

french door double entry

4400S 4401S
4400G 4401G
4400B 4401B

2

7

12 escutcheons as required for rose options only

included with above French Door Kits 4000S, 4000G, 4000B

5 (2 off)

29 (2 off)

13 (2 off)

MULTIFOLD 1 WAY KIT

12

15 8 1 2

14

1. Euro lever handle set
2. Euro double cylinder
8. Mortice lock
12. Escutcheon pair
14. Magnetic door stop - Wall
15. Extended strike

ALTERNATIVE HANDLE KIT

4411S
4411G
4411B

8

15

2

12

14

escutcheons as required for rose options only

MULTIFOLD REBATED KIT

1

7 2 12

14

1. Euro lever handle set
2. Euro double cylinder
7. Mortice lock rebated
12. Escutcheon pair
14. Magnetic stop x 2 - Wall

ALTERNATIVE HANDLE KIT

4412S
4412G
4412B

2

7

12

14

escutcheons as required for rose options only

VERANDAH GATE PAIR

12 7 2

1

5 5

23

1. Euro lever handle set
2. Euro double cylinder
5. Cabin hook 150mm x 2
7. Mortice lock rebated
12. Escutcheon pair
23. Panic bolt

ALTERNATIVE HANDLE KIT

4482S
4482G
4482B

5

23

7

12

escutcheons as required for rose options only

VERANDAH GATE SINGLE

12 1 8

2

5

1. Euro lever handle set
2. Euro double cylinder
5. Cabin hook 150mm
8. Mortice latch lock
12. Escutcheon pair

ALTERNATIVE HANDLE KIT

4481S
4481G
4481B

5

2

12

8


escutcheons as required for rose options only

alternative kits using different lever handle styles chosen from column A

lock + bolt morticing



Woodworkers provide a service to machine out lock pockets and flush bolt routings to suit our hardware only. Price does not include installation of the hardware but does cover the trenching for the lock body and plate as shown but NOT for the striker plate, cylinder or spindle holes which need to be done on site by others. This permits flexibility for both single and double sided hardware to be fitted on site to suit the application. When Woodworkers hardware is ordered a discount applies to the morticing as a package



Flush bolt routing is for Woodworkers own keyed or non keyed flush bolts only and does NOT include striker plate checkout and the installation of the flush bolts which is done on site by others



door lock preparation & installation video

woodworkers door lock guide



ROLLER LOCKS

Roller locks restrain a door with a spring mounted roller shaped latch rather than a conventional wedge type latch that requires mechanical retraction. This allows the use of presentation pull handles (as no knob or lever is required) giving a contemporary uncluttered look. Like other locks there is an independent dead bolt to totally lock the door when required. Roller locks are available only with euro cylinder mechanisms and can be used in rebated door or single door applications.



EURO LATCH LOCKS

These are high security locks used on external doors suitable for modern euro cylinders. You can choose either a double-ended cylinder (where a key can be used from either end) or a thumb-turn cylinder (key for outside, thumb turn inside). They are morticed into the door stile so the lock mechanism is concealed from view. Euro cylinders can be masterkeyed as necessary to allow different access levels.



REBATED LATCH LOCKS

These are used when you have one door closing into another door, which is traditionally done on French Doors and Double Entry Doors. Rebated locks have a 13mm rebate in the face plate and strike and are available in Euro Lock, Skeleton Key Lock or you can use a Rebate Kit on a Tube Latch.



SLIDING LOCKS

Sliding or Parrot's Beak Locks are locks with claw hooks to grab onto the opposing striker plate to secure a sliding door. They can have flat or half moon faces (known as astragal) and can be used internally or externally with either euro cylinder or skeleton key operation.



SKELETON KEY LOCKS

These can be 5 Lever High Security Locks, to be used on external doors, or 3 Lever Low Security Locks to be used on internal doors. The difference between 5 Lever and 3 Lever Locks is the number of different key combinations available. These locks are supplied with a "skeleton" key. The main difference is that the 3 and 5 Lever Locks are more "traditional" for period homes but they cannot be master keyed.



RIM LOCKS

These are low security locks that screw to the outer surface of the door (as opposed to a mortice lock, which is "morticed" into the door). Rim Locks require knobs with a threaded spindle, where the knob screws onto the threaded spindle and is secured by grub screws. Rim Locks are suitable for inward opening doors only and are not suitable for rebated doors. They are also known as carpenter's locks.



DEADBOLTS

Deadbolts are part of most other lock varieties and are the bolt that locks the door, designed in conjunction with latch or roller mechanisms that restrain the door but don't lock it. Deadbolts are also available as separate mortice or surface mounted units for supplementary security.



DEADLATCHES

These latches can be retracted by a key from either side or a knob or lever from the inside only. They can be either rim or mortice locks.



TUBE LATCHES

This is used when the door doesn't need to be locked. It can be used with any type of lever or knob door furniture. Latch simply means you need a Tube Latch to make your door furniture functional.



PRIVACY LATCH

These latches can be used on Bedroom or Bathroom Doors. They have a thumb turn on one side and a safety release on the other side of the tubelatch.



CYLINDER LOCKS

Quick fit cylinder locks integrate the handle and lock into a single unit that can be master keyed and is easily fitted with only two drilled holes being required. They are available with knob or lever action and have variations for external and internal applications including privacy, keyed and non-keyed situations.



EASY FIT DEAD BOLTS

These are the simplest deadbolt to fix requiring two drilled holes and a surface mounted lock. They are available for single and double door applications.

ELECTRONIC + KEYLESS LOCKS

Smart locks have become popular because of the ease of installation and the amount of control it gives the owner. These locks don't need to be hardwired as they have batteries and can connect directly, or through a hub or bridge to your home WiFi. Depending on the model chosen you can control the lock via keypad, smartphone, tag, fingerprint or mechanical key. Smart locks can allow for remote locking and unlocking as well as over 100 permanent or time-controlled access codes. Mechanical keyless locks still have their place where WiFi or electricity isn't available.

woodworkers barn door sliding hardware

premium range - 80kg

Suitable for single or double door operation. Single door kits sold in five kit sizes with 2m - 4m open rail track. Double door kits sold in four kit sizes with 3m - 5m open rail track. Available with both black and stainless steel hardware. Suitable for one or two doors to cover the opening on a single track. Doors may slide in one or both directions. For internal use only on doors 35 - 45mm thick




Illustration shows Woodworkers stock barn doors

- 7015S
- 7015B
see pricelist for other options
- SINGLE DOOR KITS comprises
 - 2 hangers
 - 2 track stops
 - 1 floor guide
 - 1 mounting bracket per 450mm of track
 - 2 end caps
 - 2 floor stops
 - 1 length of track
- 7016S
- 7016B
see pricelist for other options
- DOUBLE DOOR KITS comprises
 - 4 hangers
 - 4 track stops
 - 2 floor guides
 - 1 mounting bracket per 450mm of track
 - 2 end caps
 - 2 floor stops
 - 1 length of track

stainless steel kit components

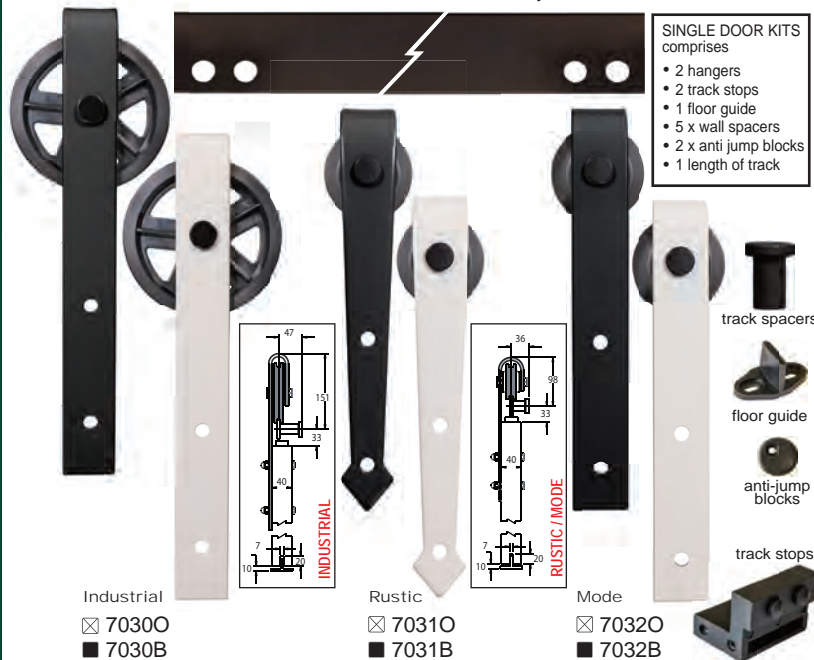


black powdercoat kit components



budget range - 40kg

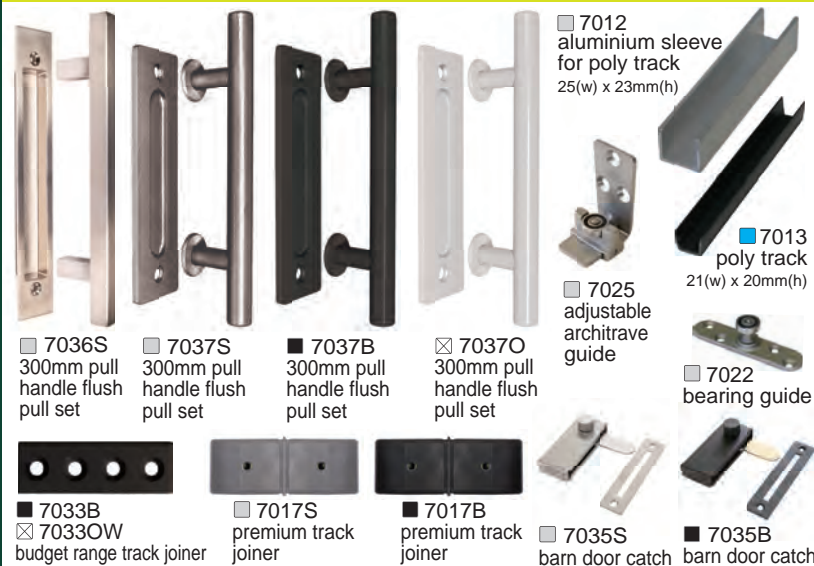
Suitable for single door operation. Kits sold with 2m long track only. Hanging hardware available in black or off-white. For internal use only on doors 35-45mm thick.



- SINGLE DOOR KITS comprises
 - 2 hangers
 - 2 track stops
 - 1 floor guide
 - 5 x wall spacers
 - 2 x anti jump blocks
 - 1 length of track

Please note all off white tracks and accessories come with black wheels and fixings standard

barn door accessories



internal bifold range - 40kg



- SINGLE BIFOLD KITS comprises
 - 2 hangers
 - 2 optional use top hangers
 - 1 track stops
 - 1 floor guide
 - 3 hinges
 - 3 track spacers
 - 1 length of track

refer to item code in current hardware pricelist for costings

door hardware